

# Edit a computer-generated transcript

For automated transcripts. You can open a generated transcript in the editing studio and review and edit it. The transcript includes time codes that allow you to play the audio from the beginning of the phrase, so you can compare each transcribed phrase to what was actually said. You can also use the search bar to search for words or phrases in the transcription that you know need to be corrected.

The system uses colors to highlight words that need to be reviewed for accuracy.

- Red indicates a low level of accuracy. Words might be transcribed incorrectly.
- Orange indicates a good level of accuracy. Words are probably transcribed accurately, but might be incorrect.
- Blue indicates text you edited.

**Note:** When you save the transcript draft, the text you edited changes to black.

Full Transcript ⓘ

Search 🔍

00:00:03

▶ **II** The impact of artificial intelligence **on workers** includes both **applications** to improve **workers** safety and health and potential hazards that must be controlled.

00:00:12

▶ **II** **One** potential application is using **AI** to eliminate **hazards by removing** humans from hazardous situations that **involve risk** of stress, **overwork** or **muscular** musculoskeletal injuries, predictive analytics may also be used to **identify** conditions that may lead **to hazards** such as **fatigue**, repetitive strain injuries or toxic substance abuse leading **to** earlier **interventions** interventions.

00:00:37

▶ **II** Another is to **streamline workplace** safety and health **work flows through** automating repetitive tasks, enhancing safety training **programs through** virtual reality or **detecting** and **reporting** near **misses** when used in the **workplace**.

00:00:50

▶ **II** **AI** also presents the possibility of **new hazards**.

00:00:54

▶ **II** **These** may arise from machine learning techniques leading **to** unpredictable **behavior** and inscrutability in their decision making **or** from **cybersecurity** and information privacy **issues**.

00:01:06

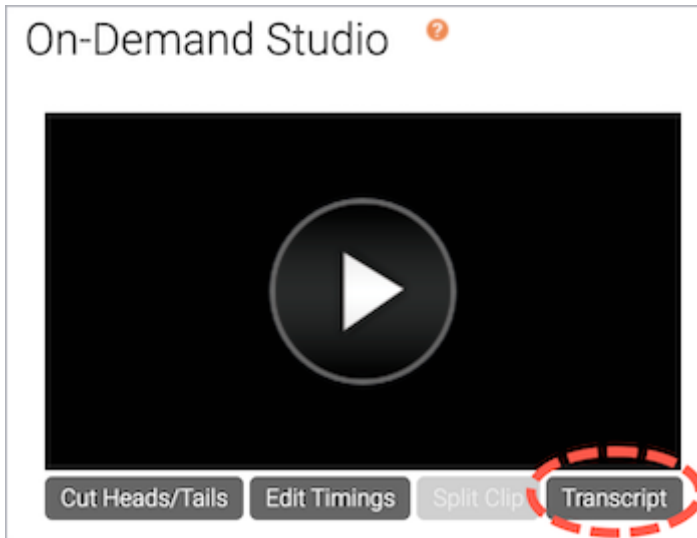
▶ **II** Many hazards of **AI** **are** psychological **due to its** potential **to** cause **changes** in the **work organization**.

After you save your changes and publish the event, the transcript is generated again with your updates. When ready, you can download the new version. If you made the transcript available to

the audience, the transcript is also updated in the event recording.

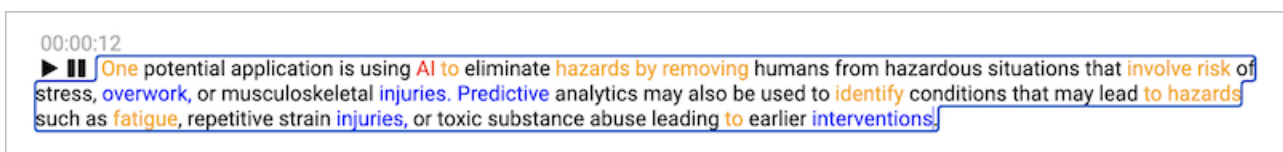
### To edit the transcript:

1. Sign in to the Webcast Admin portal and edit the event.
2. On the Event Summary tab, click **Launch On-Demand Studio** or **Launch SimLive Studio**.
3. In the editing studio, under the video player, click **Transcript**.




4. The transcript is displayed in the Edit Transcript window. Review the transcript in the Full Transcript section.

To compare the audio to a phrase, click the **Play** button. To edit the transcribed text, click a phrase and then type your changes. To stop editing, click outside of the phrase.



5. To find and replace words or phrases, enter a word or phrase in the search bar and press **Enter**. Click **Replace All**, enter what you want to replace the phrase with, and click **Apply**.




Search Results


**1 results found** [Replace All](#) [Full Transcript](#)

00:02:07

▶ || Strong or **general AI** is not expected to be feasible in the near future, and discussion of **its risks** is within the purview of **futurist** and **philosophers**, rather than industrial hygienists.


6. After you finish your edits, click **Save Draft**.



Full Transcript 

00:00:03


▶ || The impact of artificial intelligence **on workers** includes both **applications to** improve **worker** safety and **health**, and potential hazards that must be controlled.





7. A message displays asking if you're sure you want to save your changes. Click **Yes**.

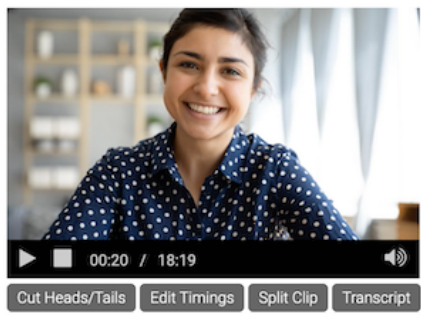
8. A message displays letting you know the save was successful. Click **Ok** and then close the Edit Transcript window.

9. To save changes and generate a new transcript, in the editing studio, click **Publish All Changes**.




On-Demand Studio 

*Changes have been made to this event that have not been published.* 



00:20 / 18:19

[Cut Heads/Tails](#) [Edit Timings](#) [Split Clip](#) [Transcript](#)



**Slide 1:** 'TECHConference Keynote Kickoff' in Deck 'AnnualTECHConference-KeynoteKickoff-DamienSlides'

00:00:15

Revision #3

Created 12 August 2022 19:31:07

Updated 27 June 2023 19:56:21 by Matt Engel