

Create unique links to track registrations from different sources

Campaign Source Tracking is feature that is used to create a unique URL for each location your event will be marketed. These links can be promoted in each location to allow you to track registrations.

Link Setup

This feature is located on the **Email & Marketing** page of the setup. Start by entering a name for the **Campaign ID** (i.e. facebook, linkedin, etc.) in the text field. Click **Create New** to generate a unique link for the Campaign ID.

Campaign Source Tracking

Create New

Active Campaigns

Campaign ID	URL
There have been no Campaign IDs used to register for Event 1669752	

Campaigns with No Registrants

Campaign ID	URL
There are no Campaign IDs for Event 1669752 with no successful registrations	

A unique Event URL will be created (i.e.

https://event.webcasts.com/starthere.jsp?ei=XXXXXXX&tp_key=6a60b4e5ff&sti=facebook) for this Campaign ID and listed under **Campaigns with No Registrants**. This unique URL should only be shared in its respective location to properly track registration.

Campaign Source Tracking

Create New

Active Campaigns

Campaign ID	URL
facebook	<input type="text" value="https://event.webcasts.com/starthere.jsp?ei=1669752&tp_key=a22e471a8d&sti=facebook"/>

Campaigns with No Registrants

Campaign ID	URL	
linkedin	<input type="text" value="https://event.webcasts.com/starthere.jsp?ei=1669752&tp_key=a22e471a8d&sti=linkedin"/>	Delete

A Campaign will move to **Active Campaigns** once it has been used to register for the event. Campaign IDs can contain alphanumeric characters, along with hyphens and underscores.

Common uses for unique links include social media sites and websites or email blasts promoting the event. Campaign IDs can contain alphanumeric characters, along with hyphens and underscores.

Reporting

Campaign ID registration data can be accessed on the individual viewer level or on the event as a whole in the Reports.

To access Campaign IDs for individual registrants, enable the **Campaign Source Tracking** field under the Registration Data section of the Audience Details report. This will include a column in the reports to display the Campaign ID.

Selected Events


Townhall Meeting

+ Add Events / Folders













Report Type

Report Templates

?

 Audience Details

▼ Select Columns

-   Registration Data
 -   Standard Registration
 -  Custom Registration
 -  Campaign Source Tracking
-   Q&A Question
-   Survey Data/CE Results
-   Usage

To access total Campaign IDs on the event level, select the **Campaign Source Tracking Report** under the Event Analytics section. This will include a pie chart with total registrations from each Campaign ID. The percentage of registrations from each source will also be displayed in this report.

Selected Events

Townhall Meeting

+ Add Events / Folders

Report Type ?

Report Templates

?

Audience Details

Select Columns

Event Analytics

Select Report

Usage

Campaign Source Tracking Report

Locations

Click Tracking

Media Report

Revision #5

Created 6 September 2024 10:18:49 by Matt Engel

Updated 6 September 2024 11:03:45 by Matt Engel